



OVERHEAD BRACED FLOOR MOUNTED

A popular and widely used system, suitable for any old or new buildings. Overhead headrail bracing produces most rigid installation possible. Available in solid phenolic core materials and moisture resistance chipboard.



Contrast colour for door and pilaster can bring out the outstanding effect for the entire system.



Just door and pilaster - an easy solution when both side are tile - wall.

SUPPLIER

Exceeding
Your Expectations
of Value

SPECIFICATION

General

Toilet cubicle system shall be **'Pro-CUBIX' Jupiter Series** overhead braced floor mounted system; manufactured by **PROCUBIX CONTRACTS Sdn Bhd.**

Dividing Panels

Shall be of 10, 12, 13, 18 or 19mm thickness solid compact laminates made from impregnated kraft paper with phenolic resin, compressed together with melamine impregnated decorative paper under high pressure and temperature to form high pressure laminates. Two-piece construction is not acceptable.

Panels shall have following characteristic: humidity resistant, scratch and wear resistant, easy to clean.

Doors

Shall be of the same materials and construction as panels.

Pilasters

Shall be of the same materials and construction as dividing panels and doors. Pilasters are supported by adjustable leg and anchored to the floor by means of plug.

Top of pilasters are braced with heavy – duty aluminium head rail.

Hardware

Nylon (option 1)

Comprises of nylon thumb-turn indicator bolt, gravity hinges, door knob, and coat hook all in black color.

Adjustable legs are made from solid aluminium with stainless steel base complete with nylon cover. All in black color.

Stainless Steel (option 2)

Comprises of stainless steel slide indicator latch, gravity hinges and coat hook with rubber bumper; all in satin finish.

Adjustable legs are made from solid aluminium with stainless steel base complete with cover, powder-coated to match.

Fittings

Comprises of heavy duty extruded aluminium head rail, wall channel and door jamb; all in full length basis.

Colours

Panel colours shall be in accordance to manufacturer's colour swatch.


All extruded aluminium fittings shall be in natural or black anodised or powder-coated finish to match.

Dimension

Height : Overall 2000mm including 150mm floor clearance, or to suit site conditions




Lock set (outside view)



Thumb-turn lock set (outside view)



Lock set (inside view)




Thumb-turn lock set (outside view)




Coat hook with rubber bumper



Coat hook



Gravity hinge



Gravity hinge



Adjustable leg



Adjustable leg

Exceeding
Your Expectations
of Value