

## Colours

Surface of partitions and channels:

white  
grey  
red  
blue  
beige  
olive  
golden yellow  
creme

Frame profiles, spacer strips, door striker strips and finger protection profiles:

white

Feet:

satin aluminium  
anodised or stainless steel  
(additional price)

Feet cover plates:  
natural aluminium-  
coloured plastic

Hardware and accessories:

black  
white  
red

130° Hinges:  
stainless steel  
(natural colour)

180° Hinges:  
stainless steel  
white enamelled

## Accessories

The following accessories are available for the cubicles:

Optional extras:

No. 183 coat/buffer hook,

No. 199 toilet roll holders, secured against theft

No. 176 ashtray featuring a dish of burn-resistant melamine

All hardware and accessories are made of polyamide. further accessories, particularly for changing cubicles, are available on request.

## Hardware

Cubicle doors are fitted with engaged/vacant lock No. 51, outside knob with large indicator disc in red/white and inside turning knob with concealed latch.

No. 54 knob for profile cylinder or No. 56 knob for non-locking doors are available on request.

Changing cubicles featuring two doors are locked or released simultaneously by a central locking device.


## Range

The complete range comprises:


Toilet cubicles  
Shower cubicles  
Changing cubicles  
Wardrobe lockers  
Cloakroom equipment  
Cloakroom seating  
Bathroom units

Please contact us for further information.


We reserve the right to change material, design and specification.




No. 183



No. 51 outside




No. 51 inside



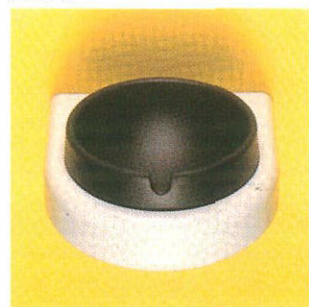
No. 199



No. 54



No. 56



No. 176



**PROCUBIX CONTRACTS SDN BHD**

(467651-X)


Wisma APIC, No. 28 & 30, Jalan Beliong 15/11,  
Seksyen 15, 40200 Shah Alam,  
Selangor Darul Ehsan, Malaysia.

Tel: +603 5519 6127 Fax: +603 5512 7950

Email: gen@tsigm.com

http://www.tsigm.com http://www.procubix.com

A member of  
**TSI GROUP MALAYSIA**



*Pro* **CUBIX**

Architectural  
systems  
for sanitary  
facilities

Model **SP36**



## Pro CUBIX Model SP36

Pro CUBIX Model SP36 - a cubicle system made from the highly successful Pro CUBIX sandwich construction.

We have highlighted the special features and alternative uses of this model as follows.


**Areas in which the Pro CUBIX Model SP36 can successfully be used:**

WC cubicles and ante-chamber partitions  
Shower cubicles and shower partitions  
Changing and treatment cubicles


### Advantages

The 36 mm thick sandwich elements are made of high-quality, wear-resistant plastic materials  
smooth surface, without protruding frame profiles  
built-in stability  
stress and distortion-free  
easy to adjust to site conditions  
partitions can be full height, with or without floor clearance

Model SP36, an elegant cubicle system with advanced design and proven technology.



Changing cubicle



Latch and hardware



Toilet cubicle



Floor connecting foot

## Pro CUBIX Architectural systems for sanitary facilities and changing rooms

### Cubicle door

double door stops with rubber strips for silent operation  
striker strips flush with door and partitions  
optional: finger protection strip on hinge side  
self-closing hinge with stainless steel bracket  
concealed, built-in lock  
turn knob with integral engaged/  
vacant indicator  
right or left-hand doors to suit

### Feet

made of salt-water resistant aluminium  
excellent stability as feet are built into the partition  
adjustable to allow for floor variation

### Corner profile

rounded aluminium profile finished in high quality powder coating  
neat connection to the upper head rails  
attractive, well-engineered connection to front, side partition and to upper rail gives stability

### Head rail

powder-coated aluminium profile  
plastic spacer strip in door area  
excellent rigidity for the whole of the cubicle

### Wall connection strip

powder-coated aluminium strip  
adjustment to suit site conditions  
attractive wall connection

### Exterior surface

3 mm thick solid grade laminate with melamine surface  
smooth and hygienic  
resistant to disinfectant and cleaning solutions as well as many other chemicals

### Interior frame


impact-resistant plastic  
corners protected additionally by specially designed connectors  
prepared for feet and striker strips

### Inside - Sandwich construction


CEC-free polyurethane foam injected during the manufacturing process  
the injected foam gives a uniform, strong and total bond between the solid grade laminate outer leaves and the frame

### Cleaning

easy, quick cleaning of partitions and doors with running water, also with high-pressure water cleaner



Corner profile



Finger protection strip